

GUIDE TO FUNDRAISING FOR SAVE THE CHILDREN

THANK YOU for fundraising on behalf of Save the Children! Together, we can help children stay safe, healthy, and learning.

This guide has tips to fundraise online, at your school or office, or with your own idea.



FUNDRAISE ONLINE

An easy way to raise funds for Save the Children is to fundraise online using our online tool. We provide everything you need to securely collect credit card donations from your personal contacts.

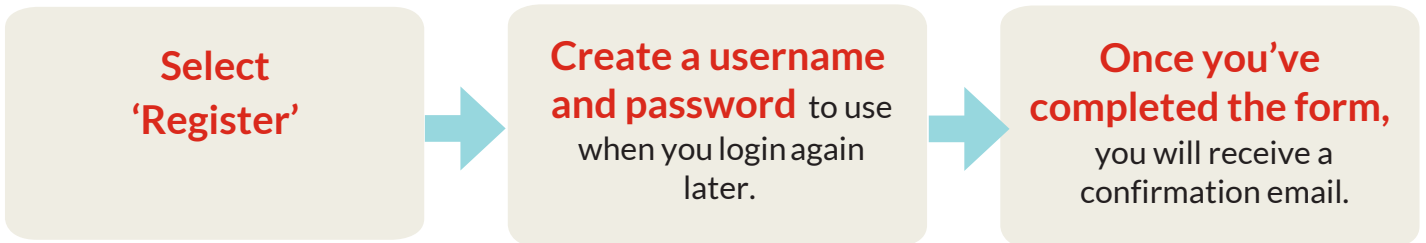

Ideas for fundraising online:

- 1 An athletic (or not-so-athletic) challenge – walk, ride, pickleball, curl, read, cook – it can be almost anything you like to do!
- 2 Your birthday, wedding, anniversary, or other special occasion
- 3 Your own fun idea!



Click here to create your personal online fundraising page:

savethechildren.akaraisin.com/ui/teamsave

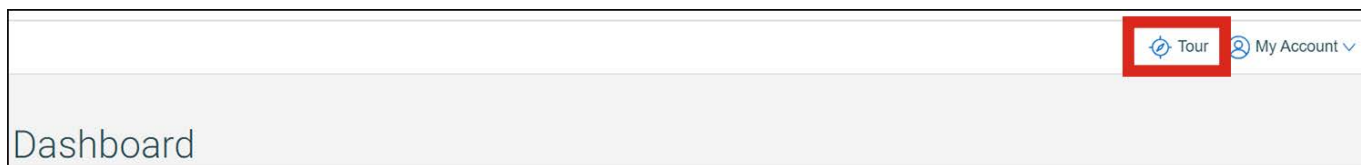


You're ready to start fundraising!

Login to your Account at the same link:
savethechildren.akaraisin.com/ui/teamsave



Once you've logged in, you will see your Dashboard with the four easy steps to set up a successful fundraising campaign.



Note: Donors to your personal online page are automatically sent a thank-you email with their official tax receipt from Save the Children. (This email may go to their Spam folder depending on their security settings.)

NOT FUNDRAISING **ONLINE?**

Create your own fundraising idea, such as hosting a fun event. Silent auctions, potluck suppers, talent shows and bake sales are all popular ideas!

[Click here to download our Event Proposal Form](#) and send to us for approval to use our name and logo.



SCHOOL FUNDRAISERS

Students will be inspired to help children in crisis worldwide who are facing conflict, hunger, climate disasters, and diseases. Here are just a few ideas:

- 1 Fitness or other challenge:**
Students collect donations to walk, run, jump, read, or whatever activity they like! [Click here to download our pledge form template.](#)
- 2 Bake sale, craft sale:**
Set up a table at concerts for parents
- 3 Games night at school:**
Students purchase tickets to play games and win donated prizes. (Kids love prizes such as lunch with their favourite teacher or principal's helper for a day!)



Delgermaa Altangerel/Save the Children



Bonyam/Save the Children

Tip: Contact us to receive a Power Point presentation about Save the Children's work.

WORKPLACE FUNDRAISERS

Here are some ideas, or you can create your own!

1 Sell tickets to a potluck lunch

2 Silent auction

3 **Fitness challenge:** Invite co-workers to walk or climb stairs during lunch break. Everyone can register their own online fundraising page to collect donations here: savethechildren.akaraisin.com/ui/teamsave

Tip: Ask your company if they will match the total raised by employees.



Mail in your donations:

Click [here to download the form](#) to include when you mail your cash or cheques. Please make cheques payable to Save the Children, and mail together to:

Save the Children
Attention: Donor Services
300 - 4141 Yonge Street
Toronto, ON M2P 2A8

Questions?

Email: donations@savethechildren.ca

Call: 416-221-5501 ext. 264 or

1-800-668-5036 ext. 264

Thank you again for supporting Save the Children and our goal to advance the rights of every child to survive, learn, and be protected.

Learn about Save the Children at savethechildren.ca.

